

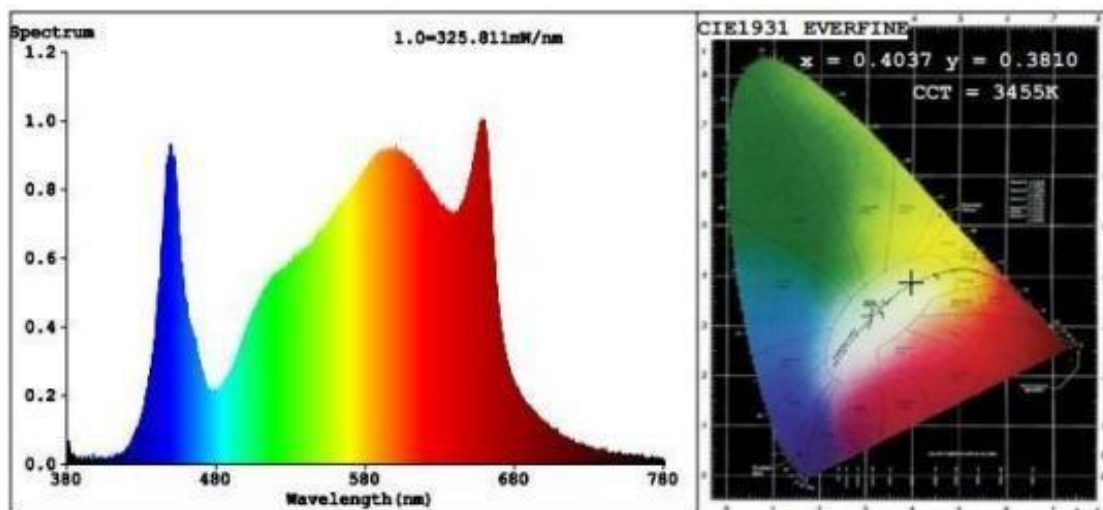
## LED Grow Light



### Applications:



### Spectrum



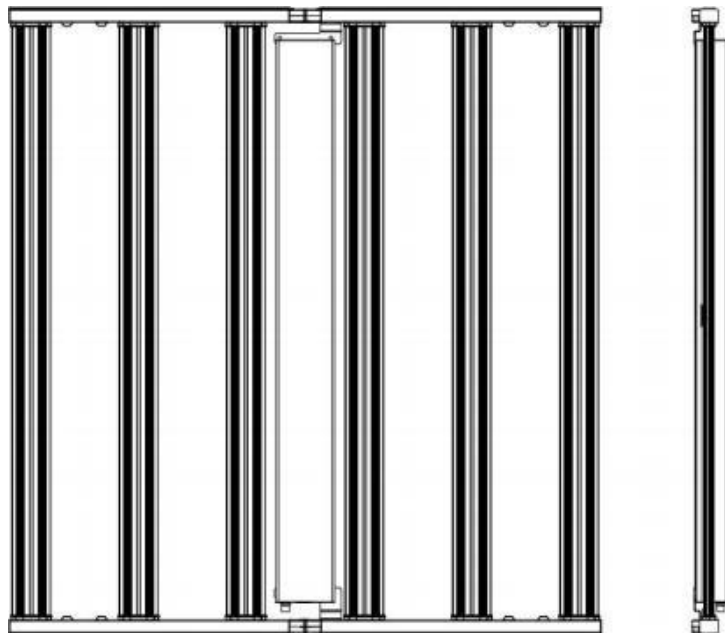
### Full Spectrum for Seeding, Growing, Blooming

**Product Dimensions: 112 x 119 x 8 cm**

**Package Size: 130 x 69 x 17 cm**

**Net Weight: 17 KG**

**Gross Weight: 20 KG**



**Advantages:**

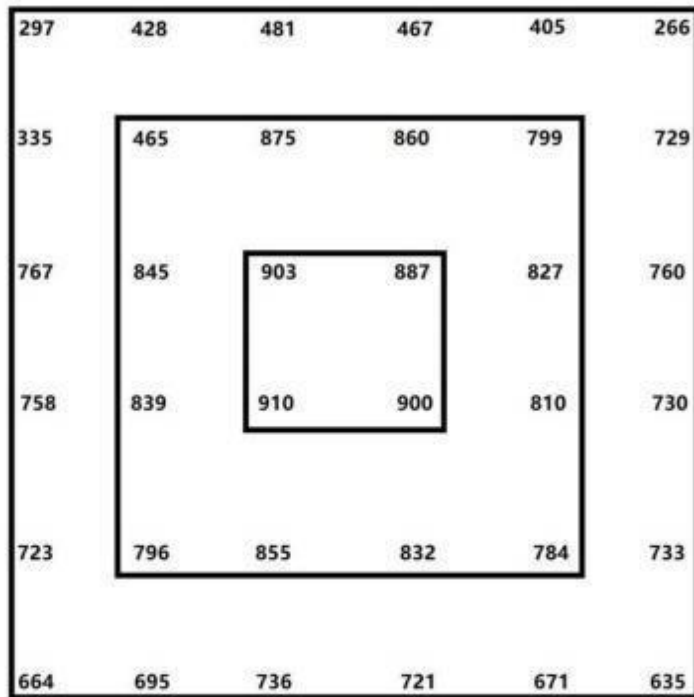
- **More than 50% PPFD higher than traditional HID lamps**
- **More than 40% energy saving than traditional HID lamps**
- **More rounded spectrum suitable for difference grow stage**
  
- **High Efficacy**
- **High PPF Output**
- **Full Spectrum**
- **50000Hours Life Span**
- **No Fan, Zero noise**
- **Plug & Play/No installation required**
- **Ultra Slim Design**
- **Foldable Design/ Saving transportation fee**
- **Less Power consumption**
- **0-10V dimming signal/ Daisy chain**
  
- **Professional Applications for commercial and hobby markets**

**Specification:**

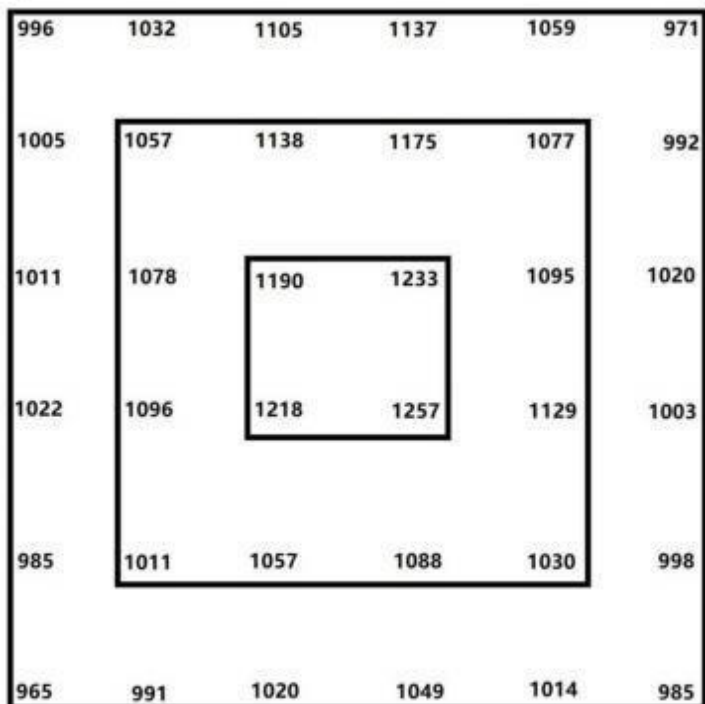
<b>Light Source</b>	<b>LED</b>
<b>Spectrum</b>	<b>Full Spectrum</b>
<b>PPF</b>	<b>1700 umol/s</b>
<b>Input Voltage</b>	<b>120-277V</b>
<b>Input Power</b>	<b>660W</b>
<b>Efficacy</b>	<b>2.6 umol/J</b>
<b>Mounting Height</b>	<b>≥ 6' Above Canopy</b>
<b>Thermal Management</b>	<b>Passive</b>
<b>Dimming</b>	<b>0-10V Signal or Knob</b>
<b>Beam Angle</b>	<b>120 degree</b>
<b>Power Factor</b>	<b>&gt;90%</b>
<b>Certifications</b>	<b>ETL/DLC/ (UL Optional)</b>
<b>Diodes Brand</b>	<b>Samsung + Osram/Cree</b>
<b>Drivers Brand</b>	<b>Intellicon/MeanWell</b>
<b>Waterproof rating</b>	<b>IP65</b>
<b>Operation Temperature</b>	<b>-20°C – 45°C</b>
<b>Operation Humidity</b>	<b>10%-95% RH</b>
<b>Storage Temperature</b>	<b>-20°C – 80°C</b>
<b>Storage Humidity</b>	<b>10%-95% RH</b>
<b>Warranty Time</b>	<b>5 years</b>

- PPF calculations complied using our in-house integrating sphere measurements and typical spectroradiometer data for each LED fixture performance.
- Watts Value are typical expected values. Tolerance allow +/- 10% range on flux and power consumption

PPFD Testing Report:



AVRG PPFD: 775 ( 4FTx4FT)  
TESTING HEIGHT: 2 FT



AVRG PPFD:1064( 4FTx4FT)  
TESTING HEIGHT: 6 INCHES

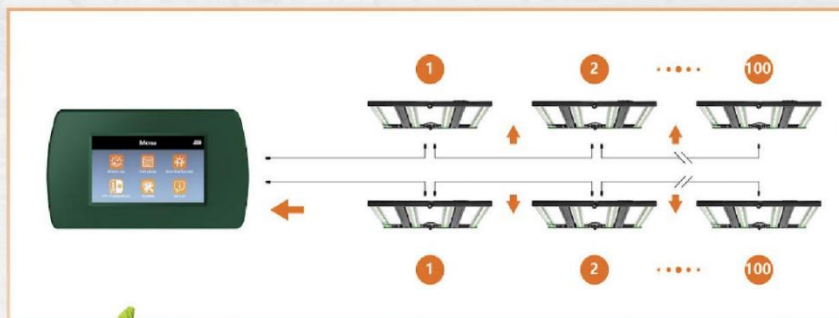
Recommended Footprint:

6' x 6' on Growing

5' x 5' on Blooming


## CONTROL FUNCTION WITH DAISY CHAIN

- Complete control of all your connected ballasts at once
- Reduce the clutter of power wires in your grow environment to keep everything clean and organized



### Using Tips

Only for your information. Buyers must make adjustments based on plant requirements and current conditions.



Brightness 20%	Brightness 50%	Brightness 80%	Brightness 100%
<b>Seedling/Germination</b>	<b>Veg</b>	<b>Bloom</b>	<b>Fruiting</b>
24-30 inch	24 inch	18-24 inch	18-24 inch
18hr On/6hr Off	18hr On/6hr Off	18hr On/6hr Off	18hr On/6hr Off

---

**Caution:**

- This product is a passively cooled design, so DO NOT move components and DO NOT try to open or disassemble the fixture, as it contains no service parts inside.
- Always adhere to the local rules and regulations when you use it.
- We suggest wearing gloves and glasses during installation.
- Always remember to disconnect power at installing and maintenance
- The fixture will get hot during it turns on. DO NOT touch while lights turn on.
- Keep this product away from children.
- Always allow at least 10 minutes for cooling down before handling.
- DO NOT touch the LED diodes anytime.
- DO NOT plug this product in wrong input voltages.
- DO NOT use it when the power cord or plug is damaged.
- DO NOT use it when the fixture has been dropped, or the enclosure or bars are damaged.
- To protect your eyes, avoid looking directly at the unshielded LED diodes.